



POWER READY **EXPRESS**



RESILIENT REMOTE POWER, MADE QUICK & EASY

SunWize Power Ready Express Systems are complete solar power systems designed by our team of experienced engineers, and built and QC checked in-house in the USA. These systems come with all the critical components you need to get started. All you need to provide is a pole, and your load.



Ready to Ship

These systems are designed and built utilizing the inventory of parts for our custom systems. This ensures that everything is modular and in stock, allowing us to quickly build and ship which ever system you need.



Designed by Experts

All of our Power Ready Express systems are designed by our team of experienced engineers ensuring you have everything you need for your system to power whatever you need.















Rugged Design

Our Power Ready systems are all assembled and QC checked in-house in our Oregon or Ohio Facilities. We utilize only components we know you can trust to hold up to whatever Mother Nature has to offer.

12V SYSTEMS

Use the chart below to help pick which of our 12V systems will be best suited for your application.

System #						
System #	270304	270385	270305	270386	270310	270387
Battery Voltage	12V	12V	12V	12V	12V	12V
Array Size	~65W	~65W	~110W	~110W	~150W	~150W
Battery Capacity	~108Ah	110Ah	~108Ah	110Ah	~216Ah	220Ah
Battery Size	x1 Group 31	x1 Group 31 Solisto AGM	x1 Group 31	X1 Group 31 Solisto AGM	x2 Group 31	x2 Group 31 Solisto AGM
Charge Controller						
	Phocos ECO-N-20-T	Solisto Sol-30-NC	Phocos ECO-N-20-T	Solisto Sol-30-NC	Phocos ECO-N-20-T	Solisto Sol-30-NC
MAX Charge/Load Current	20A	30A	20A	30A	20A	30A
LVD Protection	<input checked="" type="checkbox"/>	<input checked="" type="checkbox"/>	<input checked="" type="checkbox"/>	<input checked="" type="checkbox"/>	<input checked="" type="checkbox"/>	<input checked="" type="checkbox"/>
Lighting Control Mode	<input type="checkbox"/>	<input checked="" type="checkbox"/>	<input type="checkbox"/>	<input checked="" type="checkbox"/>	<input type="checkbox"/>	<input checked="" type="checkbox"/>
Adjustable LVD	<input type="checkbox"/>	<input checked="" type="checkbox"/>	<input type="checkbox"/>	<input checked="" type="checkbox"/>	<input type="checkbox"/>	<input checked="" type="checkbox"/>
LCD Display	<input type="checkbox"/>	<input checked="" type="checkbox"/>	<input type="checkbox"/>	<input checked="" type="checkbox"/>	<input type="checkbox"/>	<input checked="" type="checkbox"/>
RS232 Modbus	<input type="checkbox"/>	<input checked="" type="checkbox"/>	<input type="checkbox"/>	<input checked="" type="checkbox"/>	<input type="checkbox"/>	<input checked="" type="checkbox"/>
Fully Potted PCB	<input checked="" type="checkbox"/>	<input type="checkbox"/>	<input checked="" type="checkbox"/>	<input type="checkbox"/>	<input checked="" type="checkbox"/>	<input type="checkbox"/>
UL 1741	<input checked="" type="checkbox"/>	<input type="checkbox"/>	<input checked="" type="checkbox"/>	<input type="checkbox"/>	<input checked="" type="checkbox"/>	<input type="checkbox"/>
CE & ROHS	<input checked="" type="checkbox"/>	<input checked="" type="checkbox"/>	<input checked="" type="checkbox"/>	<input checked="" type="checkbox"/>	<input checked="" type="checkbox"/>	<input checked="" type="checkbox"/>
Battery Charging Profiles	<input type="checkbox"/>	<input checked="" type="checkbox"/>	<input type="checkbox"/>	<input checked="" type="checkbox"/>	<input type="checkbox"/>	<input checked="" type="checkbox"/>
5V 1A USB Port	<input type="checkbox"/>	<input checked="" type="checkbox"/>	<input type="checkbox"/>	<input checked="" type="checkbox"/>	<input type="checkbox"/>	<input checked="" type="checkbox"/>



SHOP NOW













(866) 827-6527



SunWize

24V SYSTEMS

Use the chart below to help pick which of our 24V systems will be best suited for your application.

					
System #	<u>270350</u>	<u>270388</u>	<u>270351</u>	<u>270389</u>	<u>270373</u>
Battery Voltage	24V	24V	24V	24V	24V
Array Size	~325w	~325W	~650W	~650W	~960W
Battery Capacity	~108Ah	110Ah	~265Ah	285Ah	~530 Ah
Battery Size	x2 Group 31	x2 Group 31 <small>Solisto AGM</small>	x2 Group 8D	x2 Group 8D <small>Solisto AGM</small>	x4 Group 8D
Charge Controller					
	Morningstar <small>PS-15M</small>	Solisto <small>Sol-30-NC</small>	Morningstar <small>PS-30M</small>	Solisto <small>Sol-30-NC</small>	Morningstar <small>PS-MPPT-30M</small>
MAX Charge/Load Current	20A	30A	20A	30A	20A
Controller Type	PWM	PWM	PWM	PWM	MPPT
LVD Protection	<input checked="" type="checkbox"/>	<input checked="" type="checkbox"/>	<input checked="" type="checkbox"/>	<input checked="" type="checkbox"/>	<input checked="" type="checkbox"/>
Lighting Control Mode	<input checked="" type="checkbox"/>	<input checked="" type="checkbox"/>	<input checked="" type="checkbox"/>	<input checked="" type="checkbox"/>	<input checked="" type="checkbox"/>
Adjustable LVD	<input checked="" type="checkbox"/>	<input checked="" type="checkbox"/>	<input checked="" type="checkbox"/>	<input checked="" type="checkbox"/>	<input checked="" type="checkbox"/>
LCD Display	<input checked="" type="checkbox"/>	<input checked="" type="checkbox"/>	<input checked="" type="checkbox"/>	<input checked="" type="checkbox"/>	<input checked="" type="checkbox"/>
RS232 Modbus	<input checked="" type="checkbox"/>	<input checked="" type="checkbox"/>	<input checked="" type="checkbox"/>	<input checked="" type="checkbox"/>	<input checked="" type="checkbox"/>
UL 1741	<input checked="" type="checkbox"/>	<input type="checkbox"/>	<input checked="" type="checkbox"/>	<input type="checkbox"/>	<input checked="" type="checkbox"/>
CE & ROHS	<input checked="" type="checkbox"/>	<input checked="" type="checkbox"/>	<input checked="" type="checkbox"/>	<input checked="" type="checkbox"/>	<input checked="" type="checkbox"/>
Battery Charging Profiles	<input checked="" type="checkbox"/>	<input checked="" type="checkbox"/>	<input checked="" type="checkbox"/>	<input checked="" type="checkbox"/>	<input checked="" type="checkbox"/>
5V 1A USB Port	<input type="checkbox"/>	<input checked="" type="checkbox"/>	<input type="checkbox"/>	<input checked="" type="checkbox"/>	<input type="checkbox"/>



SHOP NOW



(866) 827-6527























SunWize



SOLISTO LINE: EXCELLENT FEATURES, EXCELLENT PRICE

Our **SOLISTO** line of Power Ready Express (P.R.E.) Systems are designed using parts purchased straight from the factory. This allows us to pass our savings directly to you. Offering an exceptional set of features at a great price point. In addition to the high quality enclosures, modules, and mounts that you expect from our standard line of P.R.E. systems, these systems feature the Solisto Sol-30-NC Charge controller and the Solisto AGM Solar batteries. All these systems are assembled and tested by SunWize, exactly like our standard line. Ensuring that you can trust these systems to deliver reliable power for years to come, when and where you need it.

SYSTEM #	ARRAY WATTAGE	SYSTEM VOLTAGE	BATTERY CAPACITY	CONTROL PANEL	BATTERY	ENCLOSURE
 270385	~65W	12v	110Ah	 230179	 x1 - 021173	 230012
 270386	~110W	12v	110Ah	 230179	 x1 - 021173	 230012
 270387	~150W	12v	220Ah	 230179	 x2 - 021173	 260008
 270388	~325W	24v	110Ah	 230179	 x2 - 021173	 260008
 270389	~650W	24v	570Ah	 230179	 x2 - 021172	 260019

*Modules are subject to change with out notice due to availability. Contact us for current availability

DON'T SEE WHAT YOU NEED?

If you don't know how to calculate the size of your load, or you don't see a system that meets your needs, visit our website to [request a quote for a custom system](#), or give us a call to learn about our configurable P.R.E. systems options.

(866) 827-6527



SHOP NOW




(866) 827-6527



SunWize

STANDARD LINE: FIELD TESTED, PROVEN DEPENDABILITY

Our Standard line of Power Ready Express (P.R.E.) Systems are designed using parts that have years of practical testing in the field. These components include **SunWize** exclusive products such as our Nema3R-rated outdoor enclosures and Side of Pole mounts, premium charge controllers from MorningStar and Phocos, dependable Solar Modules, and high-quality lead acid batteries. Visit our website to also view our P.R.E. control panels and accessory Panels.

SYSTEM #	ARRAY WATTAGE	SYSTEM VOLTAGE	BATTERY CAPACITY	CONTROL PANEL	SOLAR MOUNT	ENCLOSURE
 270304	~65W	12v	~108Ah	 230076	 007985	 230012
 270305	~110W	12v	~108Ah	 230076	 240044	 230012
 270310	~150W	12v	~216Ah	 230076	 240044	 260008
 270350	~325W	24v	~108Ah	 230039	 240002	 260008
 270351	~650W	24v	~265Ah	 230042	 240003	 260019
 270373	~960W	24v	~530Ah	 230055	 240060	 004140

*Batteries and Modules are subject to change with out notice due to availability. Contact us for current availability

DON'T SEE WHAT YOU NEED?

If you don't know how to calculate the size of your load, or you don't see a system that meets your needs, visit our website to [request a quote for a custom system](#), or give us a call to learn about our configurable P.R.E. systems options.

(866) 827-6527



SHOP NOW



(866) 827-6527



SunWize